

HELP!



Calling on God
In Times Of
Trouble



COPYRIGHT NOTICE

Thank you for purchasing this curriculum series from High Voltage Kids Ministry. All material, both written and recorded, is protected under universal copyright laws. As the purchaser of this product, you are given permission to photocopy necessary materials found in this volume for your workers and volunteers. Please do not photocopy materials for another church to use. Additional volumes of this and other valuable Children's Ministry resources can be ordered online at www.highvoltage-kids.com



Lessons Written By: Brian Dollar
Character Skits Written By: Josh Clinton
Family Devotions Written By: Suzi Lander
Small Group Lessons Written By: Melody Jones & Lori Bethran
Illustrated Graphics By: Josh Clinton

Cast:

Timmy: Brian Massey
Tommy: Ryan Hanson
Tammy: Josh Clinton
Skittles: Brian Dollar
Wiggy Pop: Brian Dollar
Drowning Victim: Daniel Lebleu
Sick Kid: Kristen Dotson
Depressed Woman: Danielle Chambers
Lone-ly Ranger: Jeff Dotson
Teacher: Brianna Roberts
Wise Guy: Jordan Carter

Directed By: Brian Massey & Brian Dollar
Camera Operators: Josh Clinton & Jon Link
Edited By: Brian Massey, Josh Clinton, Harrison Russell

Scriptures from the New Living Translation, ©1996, Tyndale Charitable Trust, Wheaton, IL. Used by permission.

All music, photos/images used are royalty free images and/or are public domain. Used by permission.

*EXCEPT FOR:
“Help!” written by Paul McCartney and John Lennon; performed by Big Time Rush; courtesy of Columbia Records; Used by permission.*



TABLE OF CONTENTS

| | |
|---|---------|
| Introduction | page 1 |
| The Elements | page 2 |
| How To Use The Lesson Plan Worksheet | page 3 |
| Small Group Experience explanation | page 4 |
| Lesson 1: “God, I Need Help!” (King David) | page 5 |
| Lesson 2: “God, I Need Healing” (Jairus’ Daughter) | page 15 |
| Lesson 3: “God, I Need Joy” (David and Saul) | page 25 |
| Lesson 4: “God, I Need You With Me” (Apostle Paul) | page 35 |
| Lesson 5: “God, I Need Peace” (Mary & Martha) | page 45 |
| Lesson 6: “God, I Need Wisdom” (Solomon) | page 55 |



INTRODUCTION

This world is full of trouble. Often, Christians find themselves in desperate situations where we need “HELP!” There is only ONE person we can call on that will always be there to HELP and never let us down...God!

In this series, your children will learn the importance of calling on God for HELP with our everyday problems. There is nothing too hard for God. He hears us when we call on Him - and He always answers!

Through the amazing Bible Stories of King David, Jairus' daughter, Apostle Paul, Mary & Martha, and Solomon, your kids will learn how to call on God for “HELP!” when they need healing, peace, joy, wisdom, and help with loneliness.

We pray that this series will help your kids always remember that God can HELP them through anything!

For This Generation,

The High Voltage Kids Ministry Team



THE ELEMENTS

The DVD:

Included are “The Spark” Intro Video segments featuring Timmy and Tommy, the Power Verse Videos featuring “Wiggy Pop”, and the “Watt’s Up?” Videos featuring “Skittles”. We have included several “Video Bumpers” to be used as transitions to each segment of the service (“Game On!”, “Offering”, and “Brain Drain”).

The Data CD:

This CD contains the Printable Lesson Manual and graphics/artwork you can use to promote this amazing series. Also included are PowerPoint Presentations for use during the lesson. In addition, you will find “Family Devotions” and “Small Group Experience” for each lesson. You will also find both Quicktime and Mpeg-I video files on the Data Disc that can be copied and placed into PowerPoint or other presentation software.

“The Spark” Intro Video:

This video is to be used toward the beginning of the lesson. It sets up the topic to be discussed during that lesson. It uses humor to grab the kids’ attention, then explains what they will be learning about in the lesson.

Watt’s Up?:

This is the main thought you want to get across to the kids during the weekly lessons. Watt’s Up is a simple statement that sums up the entire lesson. There is a “Watt’s Up? Teaching Video” where Skittles teaches the kids the “Watt’s Up” phrase. Then, use the “Watt’s Up? Trigger Video” to surprise the kids throughout the service. Play it many times at random. Each time the kids see Skittles’ head pop up and ask, “Watt’s Up?”, they should stand up on their feet and say the “Watt’s Up?” statement for the week.

Game On!:

Each week a game has been provided. Most of them are themed with the lesson being taught that week. You can find downloadable instrumental game music on our website www.highvoltagekids.com.

Skit/Drama:

These skits feature “Patty Praymore” (you can choose to have her as a puppet or a human character) who interacts with another person (you or any member of your team). Names can be changed for each specific church and situation if you wish. Use the skits in whatever way works best for you.

Bible Story:

Most weeks there is a specific Bible Story that is included. Sometimes it is included in the “Call To Action” Illustrated Sermon, other times it is a stand alone segment. Each Bible Story has graphic illustrations that accompany it to help bring the story to life and can be found in the PowerPoint Presentations provided.

Call To Action:

Because kids tend to learn best if you combine speaking the truth with visual illustrations, we have written an illustrated sermon to be used each week called the “Call To Action.” Materials are listed, and manuscripts are provided. Each illustrated sermon comes with a PowerPoint slide for each main point.

Brain Drain:

This fun PowerPoint game that tests the kids’ memory about what they have learned. Play at the end of each week’s lesson.

Family Devotions:

Send these home with the parent of each child as a means for them to reinforce the lesson during the week.

HOW TO USE THE LESSON PLAN WORKSHEET

The first page of each lesson includes a lesson plan for the service with a suggested order of service that you may follow. On the second page of each lesson is a worksheet with a schedule of events for your service with blanks that you fill in and photocopy for your team of workers.

Please note that each lesson worksheet includes “The Spark” Intro Video,” “Game On!,” “Skit/Drama”, “Call To Action”, “Brain Drain” and the other lesson segments we provide with the curriculum. We also put spots for common elements that you may want to include in your service such as Praise Songs, Worship Songs, Offering Time, etc. Just fill in the blanks as you plan your service and give them to the people who help with your service.

“HELP!” - LESSON 1
“God, I Need Help!”

Main Focus:
When we call on God for help,
He always answers!

Power Verse:
“But I will call on God, and the
LORD will rescue me.”
- Psalm 55:16

Watt’s Up:
“I Will Call On God
For Help!”

LEADER’S INFO

Too many people have the idea that once you become a Christian, everything is going to go smoothly and you will never have a tough time in life. But, that is not what Jesus taught us.

In John 16:33, we learn that life is full of troubles and difficulties. Each day, we will be in a fight against our enemy, the devil. But, Jesus has already defeated the devil, so we do not have to be afraid or worried.

In this lesson, the children will learn that although life is full of “fights” against the enemy, we can raise our hands in victory because Jesus has “overcome the world.” If we trust Him and never give up, we will win the victory!

“The Spark” Intro Video
Timmy & Tommy Save A Drowning Victim

“Watt’s Up?” Teaching Video
Skittles teaches “Watt’s Up!”

Character Skit
“Patty Praymore”

Offering Time

Game On!
“Blind Monkeys”

Bible Story
“King David’s Troubles”

Power Verse Video
“I am the bread of life. Whoever comes to me will never be hungry again...”
- John 6:35

Call To Action
“God, I Need Help!”

Brain Drain
PowerPoint Review Game

Small Group Experience

Lesson One - “God, I Need Help!” **page 5**

“HELP!” LESSON 1 **“God, I Need Help!”**

Main Focus:
When we call on God for help,
He always answers!

Power Verse:
“But I will call on God, and the
LORD will rescue me.”
- Psalm 55:16

Watt’s Up:
“I Will Call On God
For Help!”

“The Spark” Intro Video
Timmy & Tommy Save A Drowning Victim

“Watt’s Up?” Teaching Video
Skittles teaches “Watt’s Up!”

Character Skit
“Patty Praymore”

Offering Time

Game On!
“Blind Monkeys”

Bible Story
“King David’s Troubles”

Power Verse Video
“I am the bread of life. Whoever comes to me will never be hungry again...”
- John 6:35

Call To Action
“God, I Need Help!”

Brain Drain
PowerPoint Review Game

Small Group Experience

ORDER OF SERVICE

- 1 _____
by _____
- 2 _____
by _____
- 3 _____
by _____
- 4 _____
by _____
- 5 _____
by _____
- 6 _____
by _____
- 7 _____
by _____
- 8 _____
by _____
- 9 _____
by _____
- 10 _____
by _____
- 11 _____
by _____
- 12 _____
by _____
- 13 _____
by _____
- 14 _____
by _____
- 15 _____
by _____
- 16 _____
by _____
- 17 _____
by _____

Lesson One - “God, I Need Help!” **page 6**

The “Small Group Experience”

We have included in this Power Pack an entire “Small Group Experience.” This is an added bonus that you may choose to use to help reinforce the lesson that was learned in the Large Group Kids Church experience. These Small Group Experiences were written for Elementary age children (Kindergarten thru 5th grade).

The Small Group Experiences do require some preparation for each group leader. Please read ahead to make sure that any props, tools, etc. are gathered ahead of time. Our suggestion is to divide the children into small groups (2-10 children works best) and group them according to age group.

Each Small Group Experience is designed to last between 20-25 minutes. Feel free to modify any segment to fit your time frame and/or group needs.

It is definitely recommended that you use the Small Group Experience as a supplement to the Large Group Experience. It is meant to reinforce the lesson the children have already learned.

“HELP!” - LESSON 1

“God, I Need Help!”

Main Focus:

When we call on God for help,
He always answers!



Power Verse:

“But I will call on God, and the Lord
will rescue me.”

- Psalm 55:16



Watt's Up:

“I Will Call On God
For Help!”

LEADER'S INFO

In John 16:33, we learn that life is full of troubles and difficulties. Trouble is something that we will all find ourselves in. The question is - what will we do when we are in that trouble?

In this lesson, the children will learn that although life is full of trouble, we can call on God for HELP! He always hears us when we call to Him and He always answers our call!

Through the story of King David and his difficult moments, the children will see a perfect example of how to handle themselves when they are in a difficult spot. King David's prayer in Psalm 69 teaches us exactly how to call on God for HELP!



“The Spark” Intro Video

Timmy & Tommy Save A Drowning Victim



“Watt's Up?” Teaching Video

Skittles teaches “Watt's Up?”



Character Skit

“Patty Praymore”



Offering Time



Game On!

“Blind Monkeys”



Bible Story

“King David's Bad Day”



Power Verse Video

“But I will call on God, and the Lord will
rescue me.”

- Psalm 55:16



Call To Action

“God, I Need Help!”



Brain Drain

PowerPoint Review Game



Small Group Experience

Main Focus:

When we call on God for help,
He always answers!



Power Verse:

“But I will call on God, and the
LORD will rescue me.”
- Psalm 55:16



Watt’s Up:

“I Will Call On God
For Help!”

ORDER OF SERVICE

1 _____
by _____

2 _____
by _____

3 _____
by _____

4 _____
by _____

5 _____
by _____

6 _____
by _____

7 _____
by _____

8 _____
by _____

9 _____
by _____

10 _____
by _____

11 _____
by _____

12 _____
by _____

13 _____
by _____

14 _____
by _____

15 _____
by _____

16 _____
by _____

17 _____
by _____

“The Spark” Intro Video

Timmy & Tommy Save A Drowning Victim

“Watt’s Up?” Teaching Video

Skittles teaches “Watt’s Up?”

Character Skit

“Patty Praymore”

Offering Time

Game On!

“Blind Monkeys”

Bible Story

“King David’s Bad Day”

Power Verse Video

“But I will call on God, and the Lord will rescue me.”
- Psalm 55:16

Call To Action

“God, I Need Help!”

Brain Drain

PowerPoint Review Game

Small Group Experience



CHARACTER SKIT

Character: Patty Praymore (a retired Sunday school teacher who is a little wacky in her old age. She's hard of hearing and likes to whack people with a ruler.)

(Play “Patty Praymore’s Video Intro” off the DVD as she enters)

(Patty hobbles onstage. Along with her usual attire, she is dressed as a lifeguard)

Leader: Oh my goodness...excuse me ma'am, but are you lost?

PATTY: What?

Leader: I asked are you lo--

PATTY: *(interrupts)* What??

Leader: *(yells)* ARE YOU LOST?!

PATTY: My lands! *(whacks the leader with her ruler)* You don't have to shout, deary! I'm not DEAF!

Leader: *(rubbing the spot where they were hit)* I guess not. Who are you?

PATTY: The name's PATTY PRAYMORE!! I'm 97 years young and today I'm learnin' how to be a LIFEGUARD!

Leader: YOU are learning to become a LIFEGUARD?

PATTY: *(whacks leader with her ruler)* It's rude to interrupt. And yes, I'm learning to become a lifeguard! I'm learnin' all kinds of nifty stuff! Like how to look cool in a red bathing suit, how to apply sunscreen to just my nose, and most importantly, how to rescue people that need HELP!

Leader: WOW! You know, Patty -

PATTY: *(Whacks the leader with her ruler)* That's MRS. Praymore.

Leader: OW!!! Okay...sorry. MRS. Praymore, today we're actually talking about asking for help!

PATTY: Well, then you're in luck. I can teach you all about the RIGHT way to ask for help!

Leader: What do you mean?

PATTY: In lifeguard school I learned that if someone is drowning and they need help, they have to ask for help in just the right way!

(CONTINUED ON NEXT PAGE)



CHARACTER SKIT

(continued)

Leader: Just the right way? I've never heard about that!

PATTY: Well let ol' Patty show you how it's done. When you're in trouble and need help, you've got to use big fancy words.

Leader: That doesn't make any sense.

PATTY: Sure it does! Bigger words make you sound more important! And the lifeguard is working really hard, so you have to talk to them with a huge level of respect! If a person is drowning and needs help from a lifeguard, they have to say stuff like “OHHHH MOST GLORIOUS AND DISTINGUISHED OF AQUATIC RESCUE PERSONNEL, I BESEECH THEE TO REACHEST OUT THINE CRIMSON RING OF SALVATION AND THRUST IT AROUND MY MIDSECTION, LIFTING ME HEAVENWARD TOWARDS MINE SAFETY UPON WHICH I SHALL THEN GIVEYE MY ETERNAL GRATITUDE AND PERHAPS PURCHASE THOU A SWEET FROZEN CONFECTION FOR THINE EFFORTS!

Leader: What in the WORLD does all of that mean?

PATTY: “Hey, lifeguard, save me and I'll buy you an ice cream.”

Leader: Patty, I don't mean to sound disrespectful, but that doesn't sound right to me at all!

PATTY: *(lifts her ruler as if she's about to whack the leader, then lowers it)* It doesn't?

Leader: No! Have you EVER heard someone talk like that when they're drowning? No! They just need to yell “HELP!!” and help will come! There's no right way to ask someone for help! When you need help, the only thing to do is simply ask for it!

PATTY: Really?

Leader: Really! It's just like with prayer! Some people think that in order to pray for help, they have to make it sound big and important! But that's not true at all! When asking God for help, all you have to say is “HELP!”

PATTY: Well, I'm glad I was here to tell the kids the proper way to ask for help! You're up here usin' big ol' words not makin' any sense. All you gotta do is just say HELP!

Leader: But, that's what I...

PATTY: *(interrupts with a whack from her ruler)* I'll see you later, my lil' angels. Buh-bye!

(Patty exits as her theme music plays)



GAME ON!

“Blind Monkeys”

Items Needed For Game:

six bananas; six blindfolds

.....

Preparation:

Choose three boys and three girls to play in this game; place the blindfolds on their eyes; distribute the bananas around the room/stage

.....

How To Play:

When you say, “Go!”, the “blind monkeys” have to crawl on their hands and knees to find a banana. First one to find a banana, peel it, and completely eat it (*without removing their blindfold*) - their entire team wins!



Bible Story

“King David’s Bad Day”

Materials Needed:

The Data CD; the PowerPoint presentation for Lesson 1; begin with the slide that says “Bible Story”; follow the instructions below, changing the slides to follow along with the story (as shown)

Preparation:

Familiarize yourself with the description of events in Psalm 69; have your open Bible in your hands as you tell the story

The Story:


Today we are going to learn some very important lessons from a very cool guy in the Bible – KING DAVID! (*show pic*) Wouldn't you love to be a King? You get to be in charge of everybody. You're happy and comfortable almost all the time. It's such a great thought, huh? But, you know – even kings have bad days.

King David talks very clearly about how bad of a day he was having when he wrote Psalm 69. King David (*show pic*) says, “I have more enemies than I have hairs on my head. Thieves and liars are out to get me!” WOW! He really is having a bad day. It seems like everyone is against him.

King David was used to having enemies. Remember, he was the one who defeated his enemy, the giant Goliath? Remember, he was also chased for years and even was nearly killed several times by King Saul? He was used to having enemies. But, on this day King David was feeling completely overwhelmed. (*show pic*) He felt lonely - as if everyone had forgotten him.

King David responded to this feeling of being overwhelmed by (*show pic*) getting on his knees and calling on God for “HELP!” He asks God to come and rescue him from his troubles. He knew that God was the only One who could help him. God responded to King David and rescued him.

(*show pic*) King David praised God for rescuing him. He was so thankful to a God who heard him when he cried out for “HELP!” Today, we are going to learn some very important lessons from this Psalm that was written by King David. Just as God answered King David's cry for “HELP!”, He will do the same for you.





Call To Action

“God, I Need Help!”

Materials Needed:

The Data CD; a cell phone; a megaphone (or bull horn)

Preparation:

Open the PowerPoint presentation on the Data CD titled “Lesson One,” begin with the slide titled “God, I Need Help!”

The Message: *(title slide)*



Ever had a bad day? I mean a BAD day! A day where everything seemed to be going wrong? Your alarm clock doesn't go off, you jump in the shower and there's no hot water, your hair dryer doesn't work, you put your jeans on and they are two inches too short. Then, you jump in your Mom's car and it won't start. When it finally does, you get half way to school and you have a flat tire. You end up being an hour late to school and you find out you missed the coolest school assembly ever – and everybody got a free prize from the speaker at the assembly. Your friends are all mad at you for missing it. You feel all alone. What a BAD DAY!

Well, this is the kind of day King David was having when he wrote Psalm 69. We are going to look at this Psalm to teach us some great lessons today about calling on God for “HELP!” Remember what kind of bad day King David was having? He felt like he had so many enemies. He felt like everyone was against him. So, what would you do if you were having that kind of bad day? Would you fight back? Run away? What? Well, King David did what you and I need to do when we need help....

When I Need Help, I Can Call On God *(slide)*




David starts the Psalm off by saying, “Save me, O God! The floodwaters are up to my neck!” He's drowning in his troubles, and he knows exactly who to call on. He doesn't call on his friends. He doesn't call on his family. He doesn't call on anyone but GOD!

Notice that David's prayer to God was not a fancy one. He simply said, “Save me, O God!” He knew that God was the only one who could save him. So, he didn't pray some fancy prayer with big words. He just cried out to God – “SAVE ME!” “HELP ME!”

When you are in trouble, you can call on God for help. And, what's cool is...

When I Call On God, He Hears Me *(slide)*



The reason King David calls on God for help is because he knows that God will hear him. God always hears when you call to him for help. *(hold up a cell phone)* If you want to call a friend or family member, you need
(CONTINUED ON NEXT PAGE)



Call To Action (Continued)

something like this - a cell phone. If you're lucky enough to get enough "bars" or "signal strength", you might be able to call them. Of course, they may be on the other line or away from their phone. Isn't that a bummer? The cool thing is – you don't need a cell phone to call on God. (*hold up a megaphone*) You don't need a megaphone to call on God, either. (*point the megaphone up toward the sky and pretend to "call" on God*) Aren't you glad you don't need a megaphone to call on God for help? You also don't need a satellite or anything else. You just simply call on God, and He hears you!

King David understood this. He states in Psalm 69:33, "The Lord hears the cries of his needy ones." That's why King David was so quick to call on God for help. He understood that God always hears it when we call on Him for help.

Do you know what else? God is bigger than any problem we face. If He hears us, then He will rescue us. And, He is able to rescue us from any kind of trouble – bullies at school, sickness, problems at home, friend issues – whatever! God is bigger than any problem we ever face!

King David knew this, so he got on his knees and called on God. And, God rescued him. Just like King David, God can rescue YOU when you call on Him for help. When He does, you should respond just like King David did...


I Will Worship God For Rescuing Me *(slide)*



King David said in Psalm 69:30, "Then I will praise God's name with singing, and I will honor him with thanksgiving." When God comes through and rescues you, there is only one way to respond – WORSHIP! Thank Him for what He has done. Thank Him for rescuing you and hearing you when you call for help! He is worthy of all of our praise and worship. We should NEVER forget to worship Him when He responds to our call for "HELP!"

ALTAR RESPONSE: *(play soft music)*

Lead the children in a prayer for help from God. Pray with them for specific needs and situations they are facing. End your time in worship, singing songs and thanking Him for His HELP!



BRAIN DRAIN

Materials Needed:

The Data CD; The DVD

Preparation:

Play the “Brain Drain” Video Intro off the DVD; Open the PowerPoint presentation on the Data CD titled “Lesson One,” begin with the slide titled “Brain Drain”; there is a slide for each question

1. What are the names of the two paramedics guys in our video?

Answer: Timmy & Tommy

2. Our “Power Verse” is being taught by a ROCK STAR named...

Answer: Wiggy Pop

3. What King did we learn about in our Bible Story?

Answer: King David

4. Was King David having a good day?

Answer: No

5. We learned from King David’s Psalm that “When I Need Help I Can Call On _____.”

Answer: God

6. According to our Lesson, “When I Call On God, He _____ Me.”

Answer: Hears

7. What should be our response when God rescues us from trouble?

Answer: Worship Him

8. Will God ALWAYS answer when we call?

Answer: Yes

9. TRUE or FALSE: God is more powerful than any problem we could have.

Answer: TRUE

10. Where was our Power Verse found?

Answer: Psalm 55:16

Small Group Experience

LESSON 1 - "God, I Need Help!"



Watt's Up:

"I Will Call On God For Help!"




Power Verse:

"But I will call on God, and the LORD will rescue me." - **Psalm 55:16**

Retelling The Bible Story

SUPPLY LIST:

- * Bible
- * Bible Story pics (*printouts provided; print one set of pics per team*)



TEACHER INSTRUCTIONS:

Divide the group into teams. Give each team a set of the Bible Story Pictures and 1 ½ minutes to put the pictures in order based on the events of King David's day.

Say - "King David was having a lousy, bad, awful day! These are pictures of things that happened during King David's bad day. I have mixed up the pictures and I need your help to put them back in their correct order. You have 1 ½ minutes to complete the task."

TEACHER INSTRUCTIONS:

Use the completed time line of pictures from the activity as you retell the Bible story. Ask questions as you go through the pictures. Allow the kids time to answer, then fill in whatever parts are missing from the story line.

Ask - "Which picture did you choose to be first? Who can tell me what happened during this part of the story?"

Ask - "Which picture did you choose to be second? Who can tell me what happened during this part of the story?"

Ask - "Which picture did you choose to be third? Who can tell me what happened during this part of the story?"

Ask - "Which picture did you choose to be last? Who can tell me what happened during this part of the story?"

Ask - "How do you think David felt when he realized everyone was against him?"

Ask - "Was David alone during his lousy, very bad, awful day?"

Ask - "How did David reach out for help?"

Say - "David must have felt very alone, betrayed, and hurt when he realized that everyone had decided to be his enemy. David's feeling of helplessness is what led him to cry out for help. David cried out to God with all his hurt and sadness. God immediately heard David's need and came to his rescue!"

(Continued On Next Page)

Game/Activity**SUPPLY LIST:**

- * Beach Scene print out; (*several per small group*)
- * Answer key print out (*one per person*)
- * Blue crayons or markers (*one per person*)

TEACHER INSTRUCTIONS:

Group kids together in teams of 2 or 3. Give each group a beach print out, answer key print out, and a blue crayon or marker.

Say - “The person on your page is nice and dry, for now! It is your goal to keep them that way. I am going to ask some questions. Write your answer on the answer key. For each **WRONG** answer you must color in a dotted line.”

- Q. What kind of day was King David having?
A. Bad day
- Q. Why was King David having a bad day?
A. He felt like everyone was against him
- Q. True or False, King David said, “The floodwaters are up to my knees.”
A. False, it was neck
- Q. King David said, “I have more enemies than I have _____?”
A. Hairs on his head
- Q. Who did King David call on for HELP?
A. God
- Q. True or False, Patty Praymore thought that bigger words make you sound important?
A. True
- Q. What three simple words did King David say when he cried out for help?
A. “Save me, God”
- Q. True or False, God did not hear King David’s prayer because he was busy helping someone else?
A. False
- Q. What kind of cell phone does God want you to use when you call him?
A. You don’t need a phone to call God
- Q. What happens when we call on God?
A. He hears our prayers

(Continued On Next Page)

Group Sharing

SUPPLY LIST:

- * A cell phone
- * Bible (*one per person, or they can share*)

TEACHER INSTRUCTIONS:

Place the kids in groups of two or three. Have them look up the scripture and read it together and discuss. After they have a few minutes of small group discussion begin large group sharing time.

Say - “Read Psalm 54:17-18 and talk about it with your group.”

Ask - “What did these verses mean to you?”

Say - “I have a cell phone. I use this to keep in touch with people. I can call, text, or video chat with my friends and family just about anywhere and anytime. It’s a pretty awesome tool to have. Prayer is a gift that God has given us. It’s a tool he wants us to use to keep in touch with him. It’s like having a cell phone that connects you directly to God anywhere and anytime. Prayer isn’t supposed to be fancy words. Prayer is simply telling God what is on your mind. You can tell God anything. He can take it! The good, the bad, the sad, and the mistakes are all parts of communicating with God. God wants to hear everything you have to say. I am going to pass this phone to someone. If you are comfortable sharing tell the group about a situation in your life that you need to call on God for, or did call on God for. When you are done pass the phone to someone else so they can share.”

Ask - “What did our scripture say that God does for those who call on Him?”

Say - “God hears your prayers! That is a guarantee. But if you want God to hear your needs, if you want God to help you, you have to PRAY! If I don’t hit send on my text message it won’t be delivered. If I don’t hit connect on my video chat I won’t see the person or hear them. Praying is your chance to, “hit send” or “push to connect” with God. You pray, he hears, connection successful!

Prayer Time

Say - “Today we shared situations in our lives that need help from God. We are going to pray together knowing that when we pray we are immediately connected to our caring, loving, listening God. Hold hands with the person next to you. First, we will pray for our own needs, and then I want you to pray for the person next to you.”
(PRAY)

Closing

Say - “God loves you so much. He cares for every need in your life. From the smallest issue to the huge problems, God cares. He wants to connect with you every day. King David is a great example for us to follow. He had a need and he prayed and he cried out to God. King David knew that calling on God FIRST is key. You can be sure that when you pray you are connected to a God who is listening. Call on Him FIRST when you have a need, you will always be glad you did!”











ANSWER KEY

- Q. What kind of day was King David having?
A. Bad day
- Q. Why was King David having a bad day?
A. He felt like everyone was against him
- Q. True or False, King David said, “The floodwaters are up to my knees.”
A. False, it was neck
- Q. King David said, “I have more enemies than I have _____?”
A. Hairs on his head
- Q. Who did King David call on for HELP?
A. God
- Q. True or False, Patty Praymore thought that bigger words make you sound important?
A. True
- Q. What three simple words did King David say when he cried out for help?
A. “Save me, God”
- Q. True or False, God did not hear King David’s prayer because he was busy helping someone else?
A. False
- Q. What kind of cell phone does God want you to use when you call him?
A. You don’t need a phone to call God
- Q. What happens when we call on God?
A. He hears our prayers



Family Devotion

“God, I Need Help!”



Watt's Up:

“I Will Call On God For Help!”



Power Verse:

“But I will call on God, and the LORD will rescue me.” - **Psalm 55:16**

Gather together as a Family in the Living Room, Bedroom, or some place where you can talk and discuss this week's lesson. As we discuss the topic, “God I Need You” begin by asking your children some questions about receiving gifts.

- What holidays are famous for being a time when you receive lots of gifts?
- Have you ever made a list of what you want for Christmas?
(give time for children to respond)
- Why do you want these things? Or why do you think you “need” these things?
- How do you make sure people know what you want for Christmas? *(prompt your kids to help them realize they have to ask for things they want!)*

Explain to your kids that people don't know what you want or need unless you ask for it. *(Give some examples that would relate specifically to your family - for example - mommy would know daddy needed her to fix dinner unless he asked or daddy wouldn't know to pick you up from soccer unless he was asked)*

Help your kids understand God already knows exactly what you need. But, He wants us to ask Him for the things we need. It helps us to remember that God is in control and that we NEED Him.

- Why do we sometimes find it hard to ask God for the things we need?
- What do you think we have to say to ask God for help?
- Do you think you can ask God to help you with the things you need?

Talk to your children about the importance of prayer. That prayer really is as simple as saying, “God, I need help!” Discuss together some of the things you need God to do for you as a family and pray together.