

The GAME of LOOSE

Learning To Play By
GOD'S RULES





Lessons Written By:	Brian Dollar
Character Skits Written By:	Josh Clinton
Family Devotions Written By:	Suzi Lander & Donna Hill
Small Group Lessons Written By:	Melody Jones
Illustrated Graphics By:	Josh Clinton

Cast:

Game Boy:	Tyler Loy
Skittles:	Brian Dollar
Terra Byte (voice):	Shannon Clinton
Steven:	Harrison Russell
Steven's Mom:	Sonya Russell
Sorry Boy 1:	Jordan Dollar
Sorry Boy 2:	Nick Hall
Tracy:	Kailey Whitson
Mom:	Alli Heck
Junior:	Aaron Heck
Sandi Stephens:	Eillott Solis
Brian Keith:	Eduardo Rodriguez
Mousetrap Kid:	Morganne Jumper
Mousetrap Mom:	Heidi Jumper

Directed By:	Josh Clinton
Camera Operator:	Josh Clinton
Edited By:	Josh Clinton and Harrison Russell

All games referenced are registered trademarks of the HASBRO Corporation. www.hasbro.com

Scriptures from the New Living Translation, ©1996, Tyndale Charitable Trust,
Wheaton, IL. Used by permission.

All photos/images used are royalty free images and/or are public domain.
Used by permission.



TABLE OF CONTENTS

Introduction	page 1
The Elements	page 2
How To Use The Lesson Plan Worksheet	page 3
Small Group Experience explanation	page 4
Lesson 1: “Hungry, Hungry Hippos” (spiritual hunger)	page 5
Lesson 2: “Sorry!” (forgiveness)	page 15
Lesson 3: “Words With Friends” (the power of words)	page 25
Lesson 4: “Memory” (hiding God’s Word in our heart)	page 35
Lesson 5: “Jenga” (Jesus at the center of life)	page 45
Lesson 6: “Mousetrap” (avoiding the trap of sin)	page 55



INTRODUCTION

In life, many people try to play by their own rules. They decide what is “right” and what is “wrong.” They plot their own course and think of life as their own little game. The Bible is clear. God created each of us for His purpose. He created us as well as this “game” we call life.

We must learn to play by God’s rules if we are going to “win” in “The Game of Life.” We find His rules in His Word, the Bible. In this series, your children will learn valuable lessons from God’s rulebook. To do this, we will use some of the world’s most beloved board games as starting points for each lesson.

The “Game Boy” will be our host for our intro videos and “Terra Byte” will teach us our PowerVerse. We know that your children will enjoy this highly creative series. Enjoy it - as you learn to play by God’s rules in “The Game Of Life.”

For This Generation,

The High Voltage Kids Ministry Team



THE ELEMENTS

The DVD:

Included are “The Spark” Intro Video segments featuring The Game Boy, the Power Verse Videos featuring Terra Byte, and the “Watt’s Up?” Videos featuring “Skittles”. We have included several “Video Bumpers” to be used as transitions to each segment of the service (“Game On!”, “Offering”, and “Brain Drain”).

The Data Disc:

This Disc contains the Printable Lesson Manual and graphics/artwork you can use to promote this amazing series. Also included are PowerPoint games, slides for use during the lesson. In addition, you will find “Family Devotions” and “Small Group Experience” for each lesson. You will also find both Quicktime and Mpeg-I video files on the Data Disc that can be copied and placed into PowerPoint or other presentation software.

“The Spark” Intro Video:

This video is to be used toward the beginning of the lesson. It sets up the topic to be discussed during that lesson. It uses humor to grab the kids’ attention, then explains what they will be learning about in the lesson.

Watt’s Up?:

This is the main thought you want to get across to the kids during the weekly lessons. Watt’s Up is a simple statement that sums up the entire lesson. There is a “Watt’s Up? Teaching Video” where Skittles teaches the kids the “Watt’s Up” phrase. Then, use the “Watt’s Up? Trigger Video” to surprise the kids throughout the service. Play it many times at random. Each time the kids see Skittles’ head pop up and ask, “Watt’s Up?”, they should stand up on their feet and say the “Watt’s Up?” statement for the week.

Game On!:

Each week a game has been provided. Most of them are themed with the lesson being taught that week. You can find downloadable instrumental game music on our website www.highvoltagekids.com.

Skit/Drama:

These skits feature “Regina Rulebook” (you can choose to have her as a puppet or a human character) who interacts with another person (you or any member of your team). Names can be changed for each specific church and situation if you wish. Use the skits in whatever way works best for you.

Bible Story:

Most weeks there is a specific Bible Story that is included. Sometimes it is included in the “Call To Action” Illustrated Sermon, other times it is a stand alone segment. Each Bible Story has graphic illustrations that accompany it to help bring the story to life and can be found in the PowerPoint Presentations provided.

Call To Action:

Because kids tend to learn best if you combine speaking the truth with visual illustrations, we have written an illustrated sermon to be used each week called the “Call To Action.” Materials are listed, and manuscripts are provided. Each illustrated sermon comes with a PowerPoint slide for each main point to help illustrate.

Brain Drain:

This fun PowerPoint game that tests the kids’ memory about what they have learned. Play at the end of each week’s lesson.

Family Devotions:

Send these home with the parent of each child as a means for them to reinforce the lesson during the week.

HOW TO USE THE LESSON PLAN WORKSHEET

The first page of each lesson includes a lesson plan for the service with a suggested order of service that you may follow. On the second page of each lesson is a worksheet with a schedule of events for your service with blanks that you fill in and photocopy for your team of workers.

Please note that each lesson worksheet includes "The Spark" Intro Video," "Game On!," "Skit/Drama", "Call To Action", "Brain Drain" and the other lesson segments we provide with the curriculum. We also put spots for common elements that you may want to include in your service such as Praise Songs, Worship Songs, Offering Time, etc. Just fill in the blanks as you plan your service and give them to the people who help with your service.

"The Game Of Life" - LESSON 1

"Hungry, Hungry Hippos"

Main Focus:
We must always be hungry for more of God!

Power Verse:
"I am the bread of life. Whoever comes to me will never be hungry again..."
- John 6:35

Watt's Up:
"I Am HUNGRY For More Of God!"

"The Spark" Intro Video
The "Game Boy" Meets Steven

"Watt's Up?" Teaching Video
Skittles teaches "Watt's Up!"

Character Skit
"Regina Rulebook"

Offering Time

Game On!
"Hungry, Hungry Hippos"

Bible Story
"Feeding of the 5000" (John 6)

Power Verse Video
"I am the bread of life. Whoever comes to me will never be hungry again..."
- John 6:35

Call To Action
"HUNGRY"

Brain Drain
PowerPoint Review Game

Small Group Experience

LEADER'S INFO

In this lesson, the children will be learning about having a HUNGER for God. We must daily desire to draw closer to God and hunger for more of Him in our lives.

Through the story of the "Feeding of the 5000", the children will learn that Jesus is the Bread of Life. He says, "Anyone who comes to me will never hunger again." Jesus is to be what we hunger for every day.

When we see the Christian life as boring or stale, it is usually because we have lost our spiritual hunger. But, all it takes is one "taste" and we will "see that the Lord is good." When we feed our hunger for God, our hunger increases.

Lesson One - "Hungry, Hungry Hippos"
page 5

"Game Of Life" LESSON 1

Main Focus:
We must always be hungry for more of God!

Power Verse:
"I am the bread of life. Whoever comes to me will never be hungry again..."
- John 6:35

Watt's Up:
"I Am HUNGRY For More Of God!"

"Hungry, Hungry, Hippos"

ORDER OF SERVICE

- 1 _____ by _____
- 2 _____ by _____
- 3 _____ by _____
- 4 _____ by _____
- 5 _____ by _____
- 6 _____ by _____
- 7 _____ by _____
- 8 _____ by _____
- 9 _____ by _____
- 10 _____ by _____
- 11 _____ by _____
- 12 _____ by _____
- 13 _____ by _____
- 14 _____ by _____
- 15 _____ by _____
- 16 _____ by _____
- 17 _____ by _____

"The Spark" Intro Video
The "Game Boy" Meets Steven

"Watt's Up?" Teaching Video
Skittles teaches "Watt's Up!"

Character Skit
"Regina Rulebook"

Offering Time

Game On!
"Hungry, Hungry Hippos"

Bible Story
"Feeding of the 5000" (John 6)

Power Verse Video
"I am the bread of life. Whoever comes to me will never be hungry again..."
- John 6:35

Call To Action
"HUNGRY"

Brain Drain
PowerPoint Review Game

Small Group Experience

Lesson One - "Hungry, Hungry Hippos"
page 6

The “Small Group Experience”

We have included in this Power Pack an entire “Small Group Experience.” This is an added bonus that you may choose to use to help reinforce the lesson that was learned in the Large Group Kids Church experience. These Small Group Experiences were written for Elementary age children (Kindergarten thru 5th grade).

The Small Group Experiences do require some preparation for each group leader. Please read ahead to make sure that any props, tools, etc. are gathered ahead of time. Our suggestion is to divide the children into small groups (2-10 children works best) and group them according to age group.

Each Small Group Experience is designed to last between 20-25 minutes. Feel free to modify any segment to fit your time frame and/or group needs.

It is definitely recommended that you use the Small Group Experience as a supplement to the Large Group Experience. It is meant to reinforce the lesson the children have already learned.

“The Game of Life” - LESSON 1

“Hungry, Hungry Hippos”

Main Focus:

We must always be hungry for more of God!



Power Verse:

“I am the bread of life. Whoever comes to me will never be hungry again...”

- John 6:35



Watt's Up:

“I Am HUNGRY For More Of God!”

LEADER'S INFO

In this lesson, the children will be learning about having a HUNGER for God. We must daily desire to draw closer to God and hunger for more of Him in our lives.

Through the story of the “Feeding of the 5000”, the children will learn that Jesus is the Bread of Life. He says, “Anyone who comes to me will never hunger again.” Jesus is to be what we hunger for every day.

When we see the Christian life as boring or stale, it is usually because we have lost our spiritual hunger. But, all it takes is one “taste” and we will “see that the Lord is good.” When we feed our hunger for God, our hunger increases.



“The Spark” Intro Video

The “Game Boy” Meets Steven



“Watt's Up?” Teaching Video

Skittles teaches “Watt's Up?”



Character Skit

“Regina Rulebook”



Offering Time



Game On!

“Hungry, Hungry, Hippos”



Bible Story

“Feeding of the 5000” (John 6)



Power Verse Video

“I am the bread of life. Whoever comes to me will never be hungry again...”

- John 6:35



Call To Action

“HUNGRY”



Brain Drain

PowerPoint Review Game



Small Group Experience

Main Focus:

We must always be hungry for more of God!



Power Verse:

“I am the bread of life. Whoever comes to me will never be hungry again...”

- John 6:35



Watt's Up:

“I Am HUNGRY For More Of God!”

ORDER OF SERVICE

1	_____
	by _____
2	_____
	by _____
3	_____
	by _____
4	_____
	by _____
5	_____
	by _____
6	_____
	by _____
7	_____
	by _____
8	_____
	by _____
9	_____
	by _____
10	_____
	by _____
11	_____
	by _____
12	_____
	by _____
13	_____
	by _____
14	_____
	by _____
15	_____
	by _____
16	_____
	by _____
17	_____
	by _____

“The Spark” Intro Video

The “Game Boy” Meets Steven

“Watt’s Up?” Teaching Video

Skittles teaches “Watt’s Up?”

Character Skit

“Regina Rulebook”

Offering Time

Game On!

“Hungry, Hungry, Hippos”

Bible Story

“Feeding of the 5000” (John 6)

Power Verse Video

“I am the bread of life. Whoever comes to me will never be hungry again...”

- John 6:35

Call To Action

“HUNGRY”

Brain Drain

PowerPoint Review Game

Small Group Experience



CHARACTER SKIT

Character: Regina Rulebook (a quirky girl who is obsessed with rules)

(Play “Regina Rulebook’s Video Intro” off the DVD—Regina enters with her clipboard in hand, sneaks up behind leader and slaps her clipboard with her hand)

REGINA: Now WHAT do we have here?

Leader: AGH!! (*jumps, startled*)

REGINA: (*wiggles her finger into the leaders face*) I SAW THAT! RULE BREAKER!

Leader: Rule breaker? WHAT rule?

REGINA: (*starts flipping through the papers on her clipboard*) I’ll tell you what rule. HERE! Rule #347 – “No person shall jump higher than three inches!” THAT’S THE RULE!

Leader: But, you MADE me jump! Who ARE you, lady?

REGINA: A-HA! (*flips through her papers again*) Rule #67 – No person can accuse anyone else of making them JUMP! You just looooooove breaking rules, dontcha, rule-breaker?

Leader: Okay, first off, you didn’t answer my question. Who ARE YOU? And, who’s rules are you following??

REGINA: The name is Regina Rulebook! I’m Regina, (*smacks her clipboard*) and THIS is MYrulebook! These are Regina’s Rules...and rules are meant to be followed!

Leader: I agree, rules are meant to be followed, but -

REGINA: (*interrupts*) GOOD! I’m glad you came to your senses. (*flips through the papers on her clipboard*) Rule #79 – everyone must come to their senses. So what exactly are you pouring into the minds of these children here today? (*leans in close and gets into the leaders face*) It isn’t....RULE BREAKING.... is it?

Leader: No! Not at all! In fact, we’re talking about following GOD’S RULES in THE GAME OF LIFE! And today we’re talking about how we’re supposed to be hungry for God!

REGINA: Well, then I am so glad I got here in time. (*flips through her papers*) Rule #42 and ½. Everyone must hunger for God. Except when they’ve already eaten. Nobody likes a little piggy. (*tickles the leader’s stomach, snorting like a pig*)

Leader: Agh! Stop it! That rule doesn’t make any sense at all.

(CONTINUED ON NEXT PAGE)



CHARACTER SKIT *(continued)*

REGINA: What do you mean?

Leader: I don't mean you LITERALLY eat God!

REGINA: Good, because that's rule #18. Don't eat God.

Leader: *(sighs)* Being hungry for God means you must have MORE of God! You know, like spending more time with Him in prayer, worship, reading the Bible, stuff like that!

REGINA: Well, *(flips through her papers)* Rule #2.65 says to only get more of God until you can't have any more because you have to save room for dessert.

Leader: Once again, we're not talking about ACTUAL food. And besides, you can't have too much God! The more of God you get, the hungrier you become and the MORE OF GOD you want!

REGINA: RULE BREAKER!!!

Leader: What did I do this time?

REGINA: You're going to make some of these kids MORE hungry?! I bet some of them didn't even eat BREAKFAST yet! *(turns to the kids)* You shouldn't skip breakfast, by the way. That's rule #8,000!

Leader: Regina, calm down. It says in the Bible that if you hunger for God, you WILL be filled! Here, I bet if you stick around backstage and listen to the lesson, you'll hear about it all for yourself.

REGINA: Can't do that.

Leader: Why not?

REGINA: *(flips through her papers)* Rule # 265-A – “No one can send Regina backstage until they stand on one foot and stick out their tongue.”

Leader: *(sighs, stands on one foot and sticks out tongue)*

REGINA: Thank you. I'll see you later, everyone. Remember, my name is Regina Rulebook! These are MY RULES and RULES ARE MEANT TO BE FOLLOWED!



GAME ON!

“Hungry, Hungry Hippos”

Items Needed For Game:

Table; one “Hungry, Hungry Hippos” board game (available wherever board games are sold); four volunteers

.....

Preparation:

Set up the board game and place it on the table; cue some high energy music to play during game

.....

How To Play:

Choose two boys and two girls to compete in this game. This is a classic game that most of the children will know how to play. Explain that the goal is to use the lever to make your hippo “gobble” up as many marbles as possible. When you say, “Go!”, begin playing the high energy music. Each child moves the lever of their hippo to make it gobble as many marbles as possible - until ALL the marbles are gone.

When all the marbles are gone, look under each hippo to see how many marbles were gobbled up. The hippo that gobbled up the most marbles is declared the winner!

Feel free to do a tournament style, if you want this game to take up more time in your service.



Bible Story

“Feeding The 5,000”

Materials Needed:

The Data Disc; the PowerPoint presentation for Lesson 1; begin with the slide that says “Bible Story”; follow the instructions below, changing the slides to follow along with the story (as shown)

Preparation:

Familiarize yourself with the story in John 6; have your open Bible in your hands as you tell the story

The Story:

Today, we are going to learn about an incredible event that took place in the Bible, John chapter 6. *(show pic)* Jesus was teaching a huge crowd of people. There were well over 5000 people listening to him share about God’s love. They were there for a long time and started to get hungry.

(show pic) Several of the disciples came up to Jesus and said, “Master, these people are very hungry. We have nothing to feed them. The only person we have been able to find with any food is this *(show pic)* little boy. He only has five small loaves of bread and two small fish. That’s not nearly enough to feed a crowd this big.

Jesus said to them, “Bring me the boys lunch.” When they brought it to him *(show pic)*, He lifted the food up toward Heaven and blessed it. Then he placed the food into a basket and told the disciples to hand it out to everyone. *(show pic)* The disciples were amazed. They handed out the food, which had turned into baskets and baskets of food. They gave everyone so much food they ended up with twelve baskets of food left over. What a miracle!

The next day, the people came back to Jesus. They were hoping he would give them more food. But, Jesus said something to them that made them confused. *(show pic)* He said, “I am the bread of life. No one who comes to me will ever be hungry again.” The people didn’t realize that Jesus was talking about spiritual hunger, not physical hunger. He wanted the people to be hungry for a strong relationship with him, not hungry for more bread.

Today, we are going to learn all about being hungry for more of God. The amazing thing is, Jesus has promised that if we hunger for more of him, we will “never be hungry again” for anything else. HE is the one that we need! Let’s choose to be HUNGRY for God today!

(it would be great to lead into a time of slow worship songs after the Bible Story)





Call To Action

“Hungry!”

Materials Needed:

The Data Disc; a small sack for each child that contains one potato chip and one M&M candy

Preparation:

Open the PowerPoint presentation on the Data CD titled “Lesson One,” begin with the slide titled “Hungry!” Make sure the sacks are not see-through and are sealed in some way

The Message: *(title slide)*



Today, we have heard a lot about being HUNGRY for God. We learned about Jesus feeding the 5,000 and how He is the “Bread of Life.” So, if we are going to be HUNGRY for God, we probably should define what HUNGRY really means, right?

Being Hungry Means “I MUST Have More of God!” *(slide)*



Just like the hippos in the “Hungry, Hungry Hippos” game, we should be constantly trying to get more of God, more of His Word, more of His character in our lives. You know what it is like when you haven’t eaten in a long time and your stomach starts growling so bad everyone can hear it? You feel like, “I MUST get some food or I am going to die!” Well, you won’t really die if you don’t get some food right then, but that is how you feel. “I MUST get some food!”

That’s how much we should want more of God! We should say, “I MUST spend more time with God! I MUST know more of Him! I am so HUNGRY for more of God!” That’s what it means to be HUNGRY for God!

I have a surprise for all of you! Since we are talking about being HUNGRY, I brought snacks for everybody! Now, I am going to pass out these sacks, but you MUST leave them closed until I tell you to open them. If you open yours before I say, then you will lose yours and not get the snacks. (pass out the sacks to everyone, once they all get one, say, “Open them!” Inside there is only one potato chip and one M&M. They will most likely start complaining.) OK, everyone eat up! (allow them to eat the two small snacks) Now, how many of you are FULL? Probably no one! How many of you are more hungry NOW than before you actually ate the snack? That teaches us a very important lesson...

The More Of God I Get, The Hungrier I Become *(slide)*



Isn’t it so interesting that you didn’t realize how hungry you were until you ate the snack I gave you. But, once you tasted the snack, you just HAD to have more, right? That’s what being hungry for God is all about. In Psalm 34:8, it says, “Taste and see that the Lord is good.” All it takes is a little bit of God and we become

(CONTINUED ON NEXT PAGE)



Call To Action *(Continued)*

more and more excited about getting to know Him even better. Being close to God is SO good that it only makes us even MORE hungry for Him!

So, if you want to become more hungry for God, all you have to do is START spending time with Him. START reading your Bible, praying, worshipping, and becoming more like Him. All it takes is one “taste” of God and we find ourselves wanting MORE! That’s because God is amazing! The most amazing part is...

If I Hunger For God, I Will Be Filled *(slide)*




God created us to be in relationship with Him. Remember, He created Adam and Eve, placed them in the garden, and then walked and talked with them every single day. That is God’s desire for us - to spend time with us in prayer, worship, wherever and whenever. And, when we hunger for God, we will be filled. It won’t leave us feeling empty like so many things in this world.

Jesus said in Matthew 5:6, “Blessed are those who hunger and thirst for righteousness, for they will be filled.” God IS righteous! God IS what we need. So, let’s live our lives HUNGRY for more of Him. If we “taste and see that the Lord is good,” then we will find out what life is all about!

ALTAR RESPONSE: *(play soft music)*

Pray for every child to be hungry for God. Perhaps end the time with a moment of worship, spending time with God, and telling Him how HUNGRY we are for more of Him.



BRAIN DRAIN

Materials Needed:

The Data Disc; The DVD

Preparation:

Play the “Brain Drain” Video Intro off the DVD; Open the PowerPoint presentation on the Data Disc titled “Lesson One,” begin with the slide titled “Brain Drain”; there is a slide for each question

1. Watt’s Up today?

Answer: “I Am Hungry For More Of God!”

2. Where was Steven NOT wanting to go in today’s video?

Answer: Church

3. What was the name of the guy who helped him learn his lesson?

Answer: The Game Boy

4. Who taught us today’s Power Verse?

Answer: Terra Byte

5. What game did we learn lessons from today?

Answer: Hungry, Hungry Hippos

6. Jesus told the crowd, “I am the _____ of life.”

Answer: Bread

7. According to our lesson today, “Being Hungry Means ‘I Must Have _____ Of God.’”

Answer: More

8. According to our lesson today, “The More Of God I Get, The _____ I Become.”

Answer: hungrier

9. According to our lesson today, “If I Hunger For God, I Will Be _____.”

Answer: Filled

10. Where was our Power Verse found?

Answer: John 6:35

Small Group Experience

LESSON 1 - “Hungry Hungry Hippos”



Watt's Up:

“I Am HUNGRY For More Of God!”



Power Verse:

“I am the bread of life. Whoever comes to me will never be hungry again...” - **John 6:35**

Retelling The Bible Story

SUPPLY LIST:

- * Bible Story Name Cards (*printouts provided*)
- * Roll of String or Yarn
- * Single Hole Punch
- * Scissors

TEACHER INSTRUCTIONS:

Everyone in the small group gets to be involved in the re-telling of this Bible story. Ask for volunteers, then assign them parts. Each part has a name card (*printout provided*). Have the kids punch holes in the upper right and left corner of the card, then tie yarn through the card so they can wear the card like a necklace. Read the story aloud and allow the kids a chance to act out what is happening.

Say - “Today’s lesson is filled with amazing events. They are so amazing that I think we should do something special as we look at the lesson. First, I need a few volunteers. I’m going to hand each of you a card that has a name or “part to play” written on it. Use the hole punch to punch a hole in the upper right and left side of the card, then tie a piece of yarn on the card so that it can fit over your head and hang like a necklace. I am going to read the story. I will stop and point to you when it is time for you to act out a part. Listen closely so you know what your ‘character’ should be doing when it’s your turn. Be creative with your part, it’s going to be FUN!”

TEACHER INSTRUCTIONS:

Read the following “Bible Story” excerpt. Stop reading when you see the word STOP. Point to the kids who have the name cards to act out what you have just read. Encourage them to have fun and really get into acting out the story.

Read - “In John chapter 6, Jesus was teaching a huge crowd of people. There were well over 5000 people listening to him share about God’s love. They were there for a long time and started to get hungry.” **STOP** (*Point to the CROWD for action*)

Read- “Several of the disciples came up to Jesus and said, ‘Master, these people are very hungry. We have nothing to feed them. The only person we have been able to find with any food is this little boy. He only has five small loaves of bread and two small fish. That’s not nearly enough to feed a crowd this big.’” **STOP** (*Point to the Disciples, Jesus, & Little Boy for action*)

(Continued On Next Page)

Read - “Jesus said to them, ‘Bring me the boy’s lunch.’ When they brought it to him, He lifted the food up toward Heaven and blessed it. Then, he placed the food into a basket and told the disciples to hand it out to everyone.” **STOP** *(Point to the Disciples & Jesus for action)*

Read - “The disciples were amazed. They handed out the food, which had turned into baskets and baskets of food. They gave everyone so much food they ended up with twelve baskets of food left over. What a miracle!” **STOP** *(Point to the Disciples for action)*

Read - “The next day, the people came back to Jesus. They were hoping he would give them more food.” **STOP** *(Point to the Crowd for action)*

Read - “But, Jesus said something that made them confused. He said, ‘I am the bread of life. No one who comes to me will ever be hungry again.’” **STOP** *(Point to Jesus & the Crowd for action)*

Read - “The people didn’t realize that Jesus was talking about spiritual hunger, not physical hunger. He wanted the people to be hungry for a strong relationship with him, not hungry for more bread.”

Ask - “Do you think that the disciples and the crowd of people were affected by the lesson on hunger Jesus taught that day?”

Ask - “Why?”

Say - “Jesus did an amazing miracle to teach a super important message. He is the only one that can ever truly fulfill the needs in our lives. Without Jesus we will always have a major emptiness inside. If you want to be whole, you have to fill up with Him!”

Game/Activity

SUPPLY LIST:

- * “Phill-Up” print out *(provided; print several per small group)*
- * “Food” print out *(several per small group)*
- * Glue
- * Scissors

TEACHER INSTRUCTIONS:

Group kids together in teams. Give each group a “Phill-up” print out, “Food” print out, scissors, and glue.

Say - “Phill-Up is hungry! He needs to fill up. Each team has pages with pictures of food printed on them. Cut the food pictures out now. *(allow time for this)* Now that you have your food pieces ready, let’s fill up Phill-Up! I am going to ask some questions. If you think you know the answer, raise your hand and say, “Fill up!” If you answer correctly, your team gets to glue a piece of food in Phill-Up’s mouth. The first team to fill up Phill-Up wins!”

(Continued On Next Page)

- Q.** Why was the crowd hungry?
A. *They had been listening to Jesus teach for quite a while*
- Q.** Who came to Jesus and told him that the people were hungry?
A. *The disciples*
- Q.** True or False, Jesus told the disciples to run get 5000 orders of chicken nuggets?
A. *False*
- Q.** The disciples brought a boy to Jesus. He had a basket with him. What was in the basket?
A. *5 small loaves of bread and 2 fish*
- Q.** What did Jesus do with the basket of food?
A. *He held it up and asked God to bless it*
- Q.** True or False, Regina Rulebooks rule #18 was, “Don’t eat God?”
A. *True*
- Q.** What happened after the disciples had finished handing out the first basket of food?
A. *It was filled with food again*
- Q.** True or False, Only half of the crowd got to eat before they ran out of food?
A. *False*
- Q.** When the people came back the next day what did they expect?
A. *More food*
- Q.** Jesus told the crowd that he wanted them to be hungry for what?
A. *A stronger relationship with God*

Group Sharing

SUPPLY LIST:

- * “HUNGRY For God Grocery List” (*printout provided*)
- * Pens, pencils, or markers (*enough for one per person*)
- * Bibles (*one per person, or they can share*)

TEACHER INSTRUCTIONS:

Place the kids in groups of two or three. Have them look up the scripture and read it together and discuss. After they have a few minutes of small group discussion begin large group sharing time.

Say - “Read Psalm 34:8 and talk about it with your group.”

(Continued On Next Page)

Ask - “What did these verses mean to you?”

Say - “I am going to give each of you a piece of paper and something to write with. Don’t write anything yet! Have any of you ever seen someone write out a grocery list? Usually the list is made up of stuff that your family needs to feed you so that you’re full. The great part about making a list is that it helps keep you on track when you’re shopping so you don’t get distracted by all of the stuff in the store. The list reminds you of what you really need. If we want to grow in God we have to be HUNGRY for a relationship with Him. So, I think we should make a HUNGRY for God grocery list. I want you to write some things on your list that would help FILL you with more of God and keep you hungry for more of Him.” *(allow time for them to write out their list)*

Ask - “Would anyone like to share something from their list?”

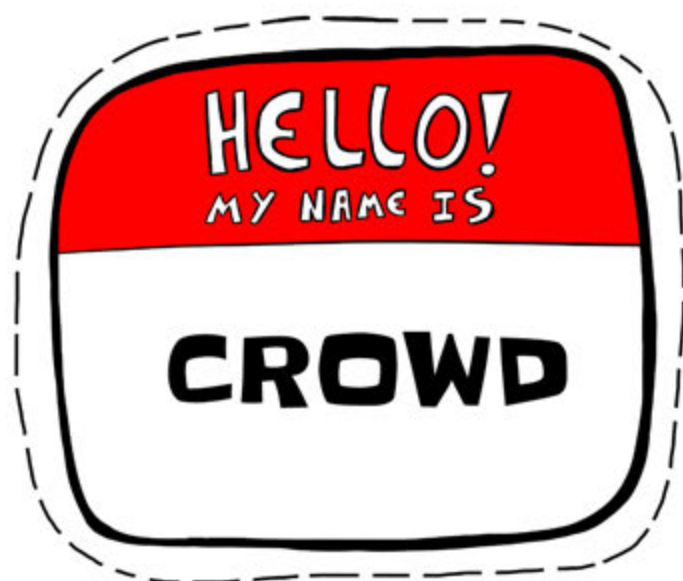


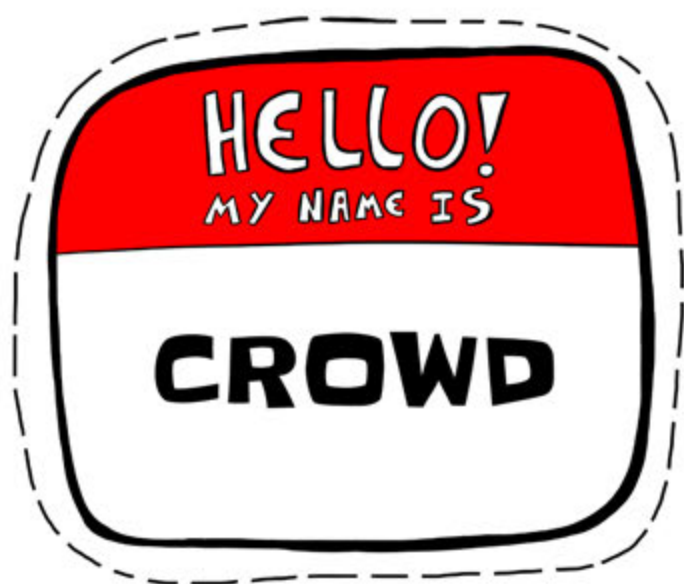
Say - “Just like the scripture says, ‘...the Lord is good!’ Once you get some of Him you will want more and more! But life can be a lot like a busy grocery store. Everything is fighting for your attention. They want you to stop and look at their stuff and forget what you really came for. Having a plan, like a HUNGRY for God list, can help remind you of what you really need. You must FILL UP on God FIRST! After all, He is the only one who will ever satisfy you!”

Prayer Time

Say - “I want you to look at your HUNGRY for God list for a minute. As we begin prayer time, take a few quiet minutes to think about what you wrote on your list. Pray and ask God to help you focus on filling up with Him by doing those things. Thank Him for being the One who can fill you and make you whole!” *(PRAY)*

Closing

Say - “Jesus took time to do a miracle because he wanted the crowd to really remember what he was teaching them. A strong relationship with God is the only thing that will fill us and make us whole. God wants us to be HUNGRY for more of Him. Take time this week to look over your “Hungry for God” grocery list and practice the things you wrote down. The great part about being hungry for God is that you will never be disappointed with what you get. God is ALWAYS good!”



HELLO!
MY NAME IS

JESUS

HELLO!
MY NAME IS

**LITTLE
BOY**

HELLO!
MY NAME IS

DISCIPLES

HELLO!
MY NAME IS

DISCIPLES



HELLO!
MY NAME IS

DISCIPLES

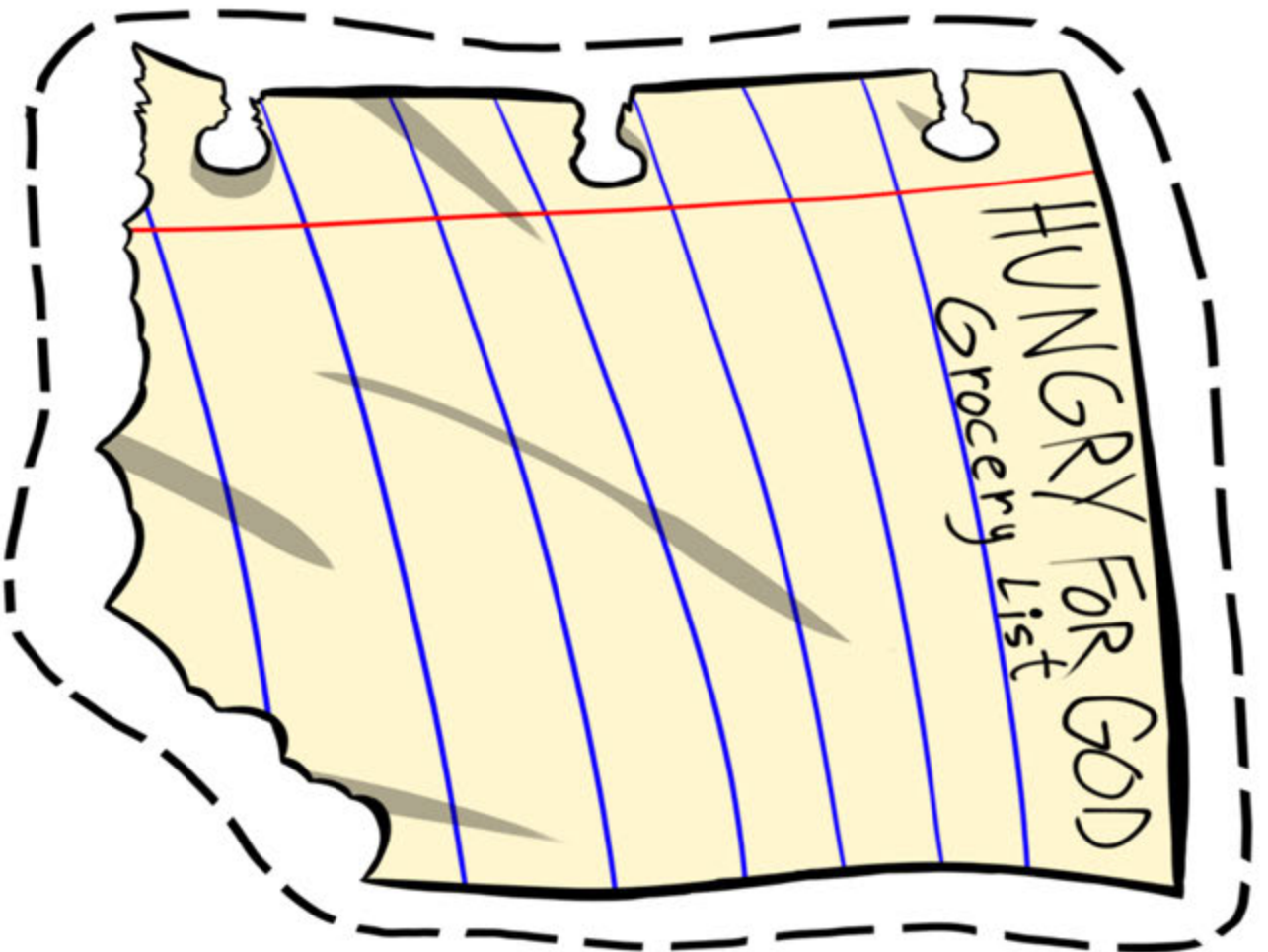
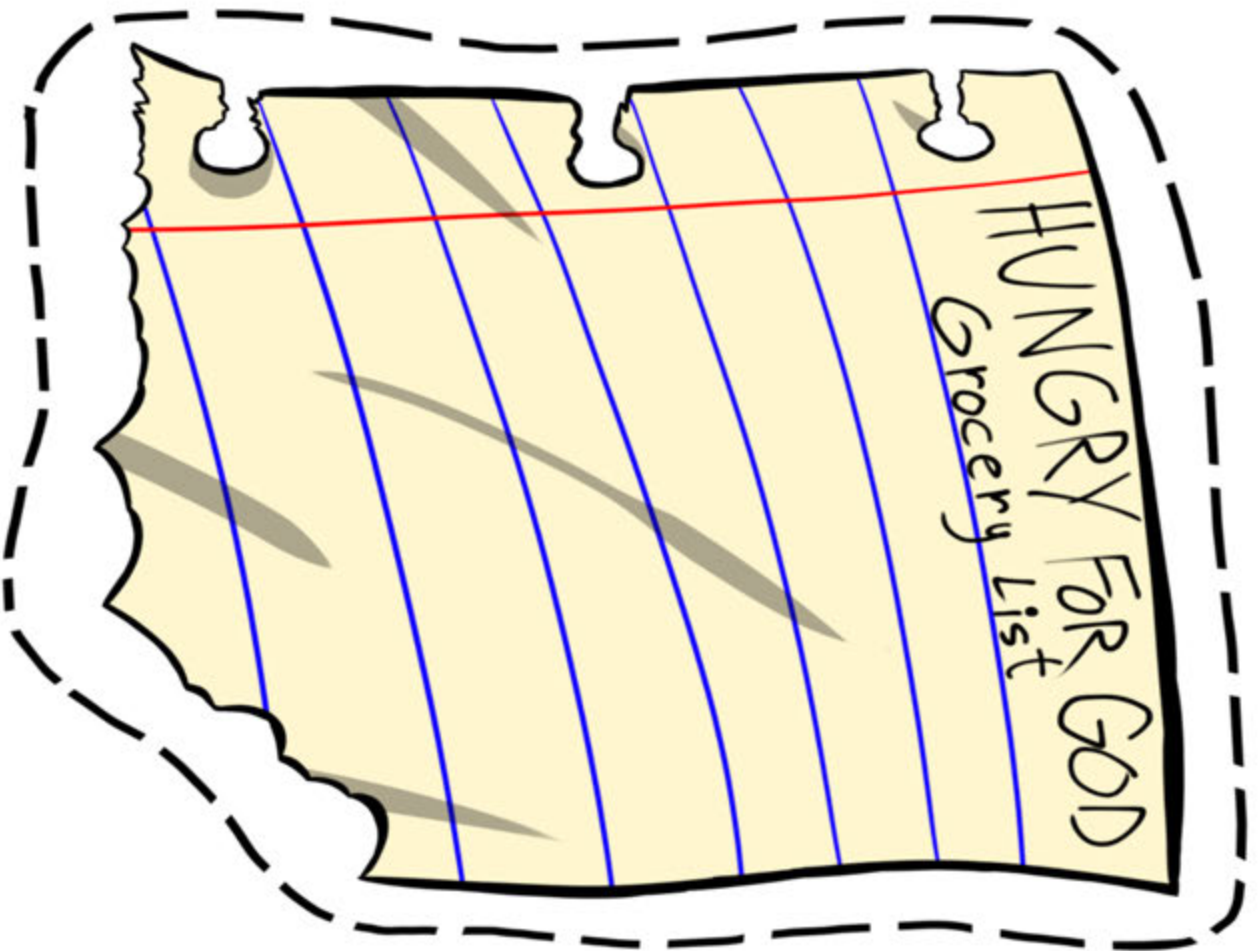
HELLO!
MY NAME IS

DISCIPLES





Print this page multiple times so each team has enough pieces to play.



Family Devotion

“Hungry, Hungry Hippos”



Watt's Up:

“I Am HUNGRY For More Of God!”



Power Verse:

“I am the bread of life. Whoever comes to me will never be hungry again...” - John 6:35

This week we learned some important lessons from the game called “Hungry, Hungry Hippos.” If you have the game, bring it to family devotions. It would be great if you played the game before or after the devotion!

Ask your Children the following questions:

- What is your favorite food to eat?
- What do you like most about that food?
- When was the last time you were really hungry and couldn't wait to eat your favorite food?

Spend some time sharing with your children the last time you were really hungry. How did you feel? What did you want the most to eat or drink? How good did it feel when you finally got something to eat?

Questions:

- What do you think it means to be hungry?
- How do you feel when you are really really hungry?
- Do you hunger for anything besides food?

Once you have answered these questions. Talk to your kids about how they can hunger for things other than food. Name some things that maybe you hunger for or want for your family. (Example- your kids to be happy and healthy) Then spend some time explaining to your kids what it means to hunger after God. (feel free to use your outline from Sundays message) Afterward, pray with your family that you will all hunger more for the things of God in your life!

Activity:

Make a list with your family (or everyone individually depending on ages) of the things you hunger for God to do in your life. Keep this list as a reminder to seek after God and all He has for you!