

 **YOUNG EXPLORERS**

GRADES 1 – 6

Radiant Life



Everything you need comes in one easy-to-use kit:

- 13 theme-related lesson plans
- 3 reproducible activity sheets per lesson
- 3 music transparencies
- 2 extra session guides for other leaders
- full-color theme backdrop transparency
- music cassette
- extra resource pages
- posters in 3 fun designs

Choose from any of these themes!

Baseball theme: Lessons from Jesus Disciples

Frontier theme: Lessons from Joseph and Moses

Castle theme: Lessons from Old Testament Kings

School theme: Lessons from the Parables

Army theme: Lessons from the Ten Commandments

Newsroom theme: Lessons from the Old Testament Judges

Olympic theme: Lessons in Christian Living

Airport theme: Lessons in World Missions

Wilderness theme: Lessons on Saul and David

Kids Club theme: Lessons on the Names of Jesus

Roman theme: Lessons about God's Armor

Construction theme: Lessons on the Temple and Exile

Australian theme: Lessons on Creation and the Flood

Orchard theme: Lessons on the Fruit of the Spirit

Detective theme: Lessons on the Holy Spirit

Holiday theme: Lessons for the Holidays

Road Trip theme: Lessons on Bible Doctrine

HEY THERE!

Boy, you don't know what you're in for! Take your kids every week on unForgettable, Fun-Filled, Bible-based adventures whenever and wherever you choose!

Young Explorers' lessons are affordable, undated studies that take your Children's Church (1st-6th grade) zooming through the Old and New Testaments.

With exciting themes like wagon trains, the Olympics, castles, and newsrooms, your expedition is custom-made. You choose.

Best of all, you can share all this fun with future students, because every kit is totally reusable. Personally, my favorite is the wagon train theme.

Yeehaw! I can't wait! C'mon, let's go!

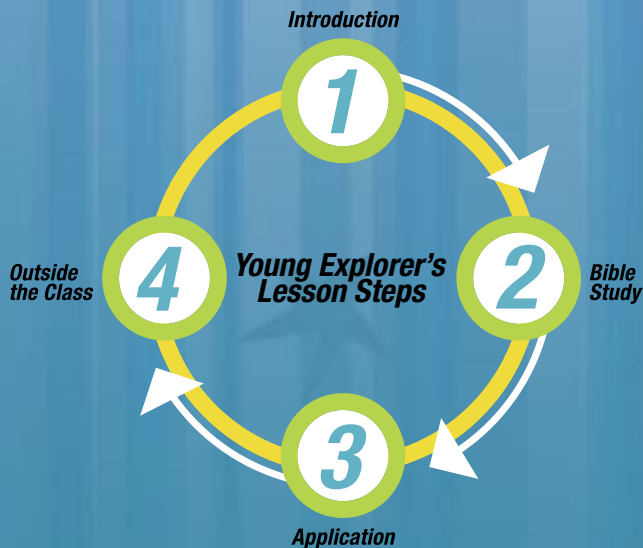


YOUNG EXPLORERS PHILOSOPHY

You'll know your *Young Explorers* lessons are successful when two things happen—your students gain Bible knowledge, and they let biblical principles change their lives. With *Young Explorers* you'll ...

■ SAVE VALUABLE PREP TIME

Time is valuable and you probably don't have a lot to spare. That's why *Young Explorers'* lessons are easy to use. The clear objectives, lesson overview, and at-a-glance activity options make prep time a snap. Plus, the lesson outline format helps you move quickly and easily through the four lesson steps as you teach. (See illustration.)



■ ADAPT THE LESSON FOR YOUR CLASSROOM

No one knows your students like you do. That's why every *Young Explorers* lesson includes plenty of activities so you can choose the best learning option to fit your schedule and meet your students' learning needs.

■ KEEP STUDENTS INVOLVED AND FOCUSED

All your students want to enjoy class time, but how much of the study do they remember? Research* shows that students learn best in a variety of ways:

- Seeing (visual: 40%)
- Hearing (auditory: 20–30%)
- Touching (tactile: 15–20%)
- Moving (kinesthetic: 15–20%)

You'll find *Young Explorers* lesson activities cover each of these learning preferences, so you can include those that appeal to your students' needs.

* Resource: *Teaching Students to Read Through Their Individual Learning Styles*, Marie Carbo, Rita Dunn, and Kenneth Dunn, Prentice-Hall, 1996, p. 13.

■ SEE YOUR STUDENTS' LIVES CHANGED

Your goal is to help your students become more Christlike. Our goal is the same. That's why every *Young Explorers* study includes a life-application objective and activities. We want your students to discover that becoming like Jesus runs deeper than avoiding punishment or seeking reward. It's about choosing to do the right thing because they love Jesus and want to follow Him.

YOUNG EXPLORERS IS ALWAYS BIBLICALLY SOUND

Young Explorers lessons are firmly rooted in God's Word—and they always will be! Plus, our unique Pentecostal approach ensures that *Young Explorers* curriculum goes beyond the basics, allowing the Holy Spirit to make life-altering transformation.

We Believe...



INSPIRATION OF SCRIPTURE
2 Timothy 3:16



THE ONE TRUE GOD
Deuteronomy 6:4



THE TRINITY
Matthew 28:19



THE DEITY OF CHRIST
John 1:1



SALVATION
Titus 3:5–7



WATER BAPTISM
Matthew 28:19



COMMUNION
1 Corinthians 11:22–26



HOLY SPIRIT BAPTISM
Acts 2:4



SPIRITUAL GIFTS
1 Corinthians 12:4–10, 28



SANCTIFICATION
Romans 12:1,2



CHURCH AS BODY OF CHRIST
Ephesians 4:11–16



MINISTRY
Mark 16:15–20



DIVINE HEALING
Isaiah 53:4,5



THE SECOND COMING OF CHRIST
1 Thessalonians 4:16,17

SAMPLE LEADER GUIDE LESSON

Young Explorers lessons are easy to follow. Large, bold directives at the beginning of each segment walk you through the study at a glance. And our easy-to-follow format will help you keep your place while you teach the lesson.

Every *Young Explorers* lesson begins with specific goals to show you exactly where you're going and how your students will benefit from the ride.

The **Bible Text**, **Session Key Verse**, and **Objective** provide the biblical foundation for the lesson.

Session Goals show you how your students develop godly character from the lesson.

This special symbol lets you know where the session goals are emphasized to help you quickly determine which activities to include when customizing your lesson.

At the start of each lesson, you'll find introductory information that familiarizes you with the lesson and shows how it relates to your students.

THIS
SYMBOL

reminds
you to
emphasize
the session
goals

Bible Text

Matthew 4:21, 22; 26:36-45; Luke 22:8, 13; John 19:15; 19:25-27; 20:1-8

Session Key Verse

Whatever you do, whether in word or deed, do it all in the name of the Lord Jesus.
Colossians 3:17

Session Goals

Today each child will—

- learn that John was a dependable disciple
- discover ways to be dependable to Jesus and others

Dependability is an invaluable trait in a person! We all like to know people who can be counted on to keep their word or to get a job done—people who are trustworthy and mean what they say. Children especially need dependability and stability in their lives. Because of the increase in divorce, child abuse, and crime, many children don't have dependable people in their lives to provide the stability they need.

By focusing on Jesus' disciple, John, today's session will help the children in your group understand why dependability is important and will help them discover ways they can be more dependable themselves.

Remind the children that if they sometimes have problems being dependable (if they forget to do what their parents tell them or if they don't always keep their promises, etc.), Jesus wants to help them change. Through this session, you can also assure your group that no matter who has been undependable to us, Jesus Christ will never let us down. He always keeps His promises, and He loves us more than anyone else ever could!

Unit Key Verse

"Come, follow me," Jesus said, "and I will make you fishers of men." Matthew 4:19



An opening activity gets your kids interacting with each other, and can help break the ice (especially for newcomers), and start them thinking about the lesson.

Young Explorers



Explorer Orientation

OPENING ACTIVITY AND PRAISE


Switch!

(5-7 minutes)

Ask for four volunteers to come to the front of the group. Ask the rest of the children to observe the volunteers carefully for 20 seconds. Then have them leave the room with another worker. While they are gone, have the worker instruct the volunteers to switch items of clothing or accessories (belts, caps, barrettes, shoes, or sweaters) with another volunteer. Each person should have something that does not belong to them. Have the worker make a list of each item that has switched.

Bring the four volunteers to the front. Ask the group to call out, one at a time, the items they see that have been switched. Play again with four other volunteers if time allows.

Switching clothing items makes a person look different, doesn't it? It's nice to know that we know someone so well, that we notice when something about their looks has changed.

We also notice when someone changes the way they act. Isn't it nice to be around someone who is dependable in their actions, who always acts the same? We want to  talk about someone dependable today. His name is John, and he was a disciple of Jesus.

Giving Time

(3 minutes)

Allow the children to participate in a time of giving to the Lord. You might want them to give an offering, or participate individually in a special ministry.

Praise

(10 minutes)

Use the following suggested song from the Young Explorers cassette or CD: "In My Life Every Day." Add songs of your own choosing for leading the children in a time of praise. Lead in prayer for today's session.



Exploring Session Goals

PRE-BIBLE LESSON ACTIVITIES

Announcements And Skit

Session 5: Finch Hitter

PLAYING ON GOD'S TEAM (Jesus' Disciples)

Every activity lists its estimated time. This helps you customize on the fly—whether you're running behind or ahead of schedule, you'll know at a glance which activities you can safely drop or extend.

Items Needed

- Four volunteers
- Clothing and accessories, such as belts, barrettes, caps
- Paper
- Pencil

I love introducing new songs and leading the worship service! Sometimes I don't get the words right, or I don't say what they actually mean, but you know what?

The kids are awesome at straightening me out, and when I've finally got it down good, we all sing along together.

Items Needed


- Young Explorers Music CD or cassette



Develop a life-long attitude of praise in your students with the songs on the *Young Explorers Music CD* (see page 5) for fun and engaging **Praise**.

Find what you need quickly for every activity with the **Items Needed** list in the sidebars.

Questions, key words, and statements are printed in bold and are followed by response hints and commentary that specifically address the issues being raised.



Items Needed

- Two volunteers
- Pitcher of water
- Disposable cups
- Straws
- Ball

(5 minutes)

Give announcements and any guidelines you have for the children to follow during this time. Use the optional skit titled, "Hank Makes and Breaks a Promise," found on page 133.

Dependable Gravity

(5-7 minutes)

Ask for two volunteers. Give each volunteer two cups and a straw. Fill a cup half full of water for each child. Leave the other cups empty.

Tell the children they are to use the straw to take all the water from the one cup and put it into the other cup. They are not to do this by sucking the straw, however. They are to use gravity instead. Let children try to do this before giving further instructions.

You transfer the water by placing a finger over the top end of the straw that is inserted in the cup of water and holding it there as you move the straw over to the empty cup. You can then release the water into the cup by removing your finger from the top end of the straw. The water flows from the straw into the cup. Let the volunteers do this.

• **What caused the water to flow back into the cup when you took your finger off the top of the straw?** Gravity causes this. It is a kind of magnetic attraction between objects. Gravity is what keeps the earth from flying into pieces. It is what keeps us on the earth. Without gravity we would float into space.

Ask a volunteer to jump up. Then toss a ball up and catch it. Toss it in an arc to a volunteer. **Is gravity dependable?** Yes, it is. That's why we say life on the earth is regulated by the law of gravity. No matter what goes into the air, it will come back down. No matter how hard you try to jump up and stay up, you will come back down. We can depend on gravity to do what it is supposed to do.

→🕒 **Dependability is an important characteristic for people to have. This week we will learn about one of the disciples Jesus depended on at different times. Jesus also wants us to be dependable. If we tell someone we will do something, He wants us to keep our word. If we say we love Jesus, He wants us to act like we do.**

What Time Is It?

(5-7 minutes)

Ask for two volunteers to come to the front to roleplay the following situations. Give the volunteers a piece of paper with one of these situations written on it. Let the volunteers ad lib the conversations and situations:

- *A student set his alarm, but it didn't ring in the morning. Now he's late to school!*
- *A passenger has a bus schedule and is waiting for a bus at the right bus stop, at the right time, but the bus isn't coming.*
- *A girl is waiting for her girlfriend to come to her house so they can walk to the park*

Items Needed

- Two volunteers
- Paper
- Pencils

4

PLAYING ON GOD'S TEAM (Jesus' Disciples)

Session 5: Finch Hitter

Young Explorers

together. The friend calls and makes an excuse why she couldn't go to the park.

We depend on a lot of things in life don't we? We depend on the alarm clock to ring so we can get to school on time. We depend on our friends to meet us when they say they will, and we depend on schedules for things to run on time. But what happens when things don't work, or people don't do what they say they will? Being dependable is important for a lot of reasons. Let's look at someone in the Bible who was very dependable, and who he helped.



Exploring The Word

BIBLE LESSON

(10-15 minutes)

• Matthew 4:21, 22; 26:36-45; Luke 22:8,13; John 18:15; 19:25-27; 20:1-8

This week we are going to learn about one of Jesus' disciples who was dependable. Can you guess which one I mean? After the children try to guess, ask for a volunteer to read Matthew 4:21, 22.

→☉ John is the dependable disciple we are going to learn about. When Jesus called John and his brother James, they immediately followed Him. In a different lesson we talked about how the brothers became two of Jesus' closest friends. Jesus seemed to have a special relationship with John—maybe because John was dependable. Display transparency from Overhead Master 2, placing a piece of paper over it so that children can see only the picture of John and Jesus.

• Can you name some of the incredible things John saw and did because he was a dependable follower of Jesus? John saw Jesus perform many miracles. He was on the mountain when Jesus was transfigured, and he saw Jesus in His heavenly glory.

On the day Jesus would be arrested, He sent John and another disciple to prepare the room so Jesus and all the disciples could eat their last Passover meal together. Show this scene. When Jesus went to the Garden of Gethsemane to pray on the night He was arrested, John was one of the three whom Jesus asked to pray with Him.

→☉ These examples show that John must have been a dependable disciple. Jesus could depend on John to do whatever He asked. Jesus didn't worry that John might say, "I don't want to do that. I don't feel like it."

John was so dependable, He even followed along behind when the soldiers arrested Jesus and took Him away. Show this scene on the overhead projector. Following the soldiers was very risky, but John was loyal to Jesus.

True-to-life scenarios will help children see how the Bible lesson applies to their world. After all, the Bible's more than a storybook—it's a guidebook for life.

Items Needed

- Bible
- Transparency of Overhead Master 2: Scenes of John
- Overhead projector
- Paper



SAMPLE LEADER GUIDE LESSON

It's important for your class to remember what they learn. *Young Explorers* lessons include fun activities that involve children in the Bible story and review questions to help you gauge your students' understanding. After all, helping your students gain Bible knowledge and become more like Christ is what *Young Explorers* is all about.

My Favorite part is helping Mrs. Robertson ask the questions during the Bible story. She said that I've got the best voice for it! You wanna hear?

... Okay, maybe later.

But you wanna know something else? Maybe it's just me, but I think more kids answer the questions when I ask them.

(Just don't tell Mrs. R., because she still does an awesome job!)



Young Explorers

Even though being dependable can be risky (like when John followed Jesus and the soldiers), being dependable can also bring rewards. One of John's rewards was a close friendship with Jesus—and the love and peace Jesus gave him.

John also was allowed to do something very special for Jesus.

• *Can you think of what it was?* After volunteers respond, allow a child to read John 19:25-27. When Jesus was dying on the cross, He looked down and saw his mother standing there, weeping.

• *How do you think his mother felt? How do you think Jesus felt when He saw His mother cry?*

Jesus loved His mother and needed someone dependable to take care of her. Then Jesus → looked at John and knew this dependable disciple would take good care of Mary. Show transparency of this scene. So Jesus asked John to take care of Mary for as long as she lived.

Three days later, when Jesus rose from the dead and one of the women who had seen Him alive went to tell the disciples, John was the first one to reach the tomb and see it empty! John was a dependable follower. He was there when Jesus was performing miracles, when He was arrested, when He was dying on the cross, and even when he learned Jesus was alive again.

Later, God used John to write five books of the New Testament. John was so dependable that God used him to write books of the Bible that would be read by Christians for hundreds of years!

• *Why do you think John was dependable?* Allow responses. Because John made the decision to love and serve Jesus and then stuck to it. He kept his eyes on Jesus. He was ready to do whatever God wanted him to do. And God helped John be a dependable person, even when it was hard.

When you follow Jesus and keep your eyes on Him, He will help you be a dependable person too. You will be like the pinch hitter that the coach counts on to really make the difference in a ball game. God wants all of us to be dependable.

• *What are some ways we can be dependable?* We can help our friends when they are having problems. We can obey our parents. We can speak up for what's right, even if other people make fun of us. We can be friends with people no one else wants to be friends with, and we can share God's love with everyone around us.

God is looking for people who will serve Him no matter what happens in their lives. He wants people who will be available to do whatever he needs them to do. Just like John was, these dependable followers will have a close relationship with Jesus and will be used by God to do His work!



Responding To The Word

PRAYER AND WORSHIP

Prayer

(5-10 minutes)

Sing together, "I Have Decided To Follow Jesus" and other worship choruses.

John was dependable because he loved and obeyed Jesus in good times and bad.

→🎯 Will you be dependable? Will you love and obey Jesus all the time, whether things in your life are good or bad?

Explain that prayer is a special, holy time spent with God. Then pray with the children, asking the Holy Spirit to help them determine to follow Jesus with all their hearts and to be people He can count on to love and obey Him. Also, explain God's plan of salvation. Give opportunity for children to receive Jesus as Savior. Pray individually with each who does. (See page 8 for guidance.)

Bat Review

(5 minutes-more)

Pick two children to come to the front of the room. Toss one of them the bat. He must keep his right hand on the place where he caught the bat. Then the other player puts his right hand just above the first player's right hand, setting it as close as possible. The first person then puts his left hand above the second player's hand and so on until one player has his hand on top of the bat. He must still be able to hold onto the bat.

The child whose hand covers the top of the bat gets to say the key verse. Then each of the players gets to choose another child to play the game. Let several children play.

You may choose volunteers by having them first correctly answer a review question.



Applying The Word

CLOSING ACTIVITIES

Team Pennants and Cheers

(10 minutes)

Divide the children into several small groups to make team banners. Give each small group a choice of felt pennants to decorate. Let the group members decide what they want their

Items Needed

- Plastic bat
- Review questions



Items Needed

- Felt pieces cut in the shape of pennants
- Markers



Activities that keep students moving will involve those who learn by moving and touching, plus reinforce the lesson for other students.

We intentionally include more options than you can use in a normal class period to insure our *Young Explorers* resources are adaptable for a wide variety of settings and learning styles.

MAKE IT WORK FOR YOU:

Before class read through the options and choose the ones best suited to your students, time constraints, and classroom setting. Remember, anything labeled "activity" can be used or left out without impacting the lesson's effectiveness.

SAMPLE LEADER GUIDE LESSON

Young Explorers uses lots of stories to help your children understand how to apply the lesson to everyday life. Making the stories interactive, like this **Let Me Assist You**, ensures you're reaching all students with different learning styles.

Bow Wow!

RUFF, rUFF,
Young Explorers, rUFF,
grrrrr. Bow wow, bark, yap,
yap, yap, rUFF! Grrrrr, rUFF,
yap, bark, bark, yap, yap,
bow wow, bow wow, rUFF,
rUFF, rUFF, bark, bark,
aarrroooooo!



Items Needed

- Paper
- Pens or pencils
- Watch with a second hand

Items Needed

- Blue index cards
- Green index cards
- List of jobs children can do at home, divided into age categories (5- to 7-year-olds; 8- to 11-year-olds)

Young Explorers

imaginary team to be called, what their colors should be, and possibly design a logo for their team. The small group should also develop a cheer about John as a dependable player.

Actions Batter

(10 minutes)

Divide the children into two teams (or more if you have a larger group), and place them in different corners of your room. Appoint one coach for each team. Make sure the coaches can write quickly and legibly.

Give a piece of paper and a pen or pencil to the coaches. Tell the coaches to draw a line down the center of their papers and write "Dependable" on one side and "Undependable" on the other. The teams will have one minute to "bat." During this time, the team members should name as many actions as they can that fit in one column or the other while the coaches record the answers.

After one minute, have each coach count the answers her team members gave. Then discuss why each action listed shows dependability or a lack of dependability.

Let Me Assist You

(10 minutes)

Before the session begins, print on each card one job children can do at home, such as, make the bed, set the table, take out the trash, clean my room, etc. If time allows, print the session key verse on the opposite side. Use blue cards for one age group, and green cards for the other age group. Tell the following story, then give one age-appropriate card to each child to take home to work on during the coming week.

Story: Afternoon had arrived in the jungle. The sun, high overhead, sent beams of light through the thick cover of the trees. Many animals were out of their homes searching for food. Suddenly a horrible sound echoed through the valley. A tiny bird, who was eating berries from the bushes, fluttered her wings with fright. It was the most terrifying sound she had ever heard. It sounded like a cry for help—someone must be in trouble. Immediately the bird went to investigate. She looked and looked and finally found what was making all that noise. It was a huge tiger who was trapped in a grove of thorny bushes.

"What's wrong?" the bird asked.

"I was running from some hunters who wanted my hide for a rug. I escaped by crawling in this underbrush, but now I can't get out. The thorns hurt," the tiger said.

"Let me assist you," the bird said.

"Oh, how can you help me? You're so small, and I'm so big," the tiger wailed.

The little bird began to pull apart the thorns one by one with her beak. She tugged and tore and soon the thick briars gave way. The tiger was free.

PLAYING ON GOD'S TEAM (Jesus' Disciples)

Session 5: Finch Hitter

"You saved my life. How can I ever thank you?" the tiger asked.

The little bird thought for a moment and replied, "You can assist someone else who needs help," she said. The tiger agreed as he headed for his home. As the tiger neared his den, he heard a squealing sound. He noticed a baby chipmunk with a look of desperation on its face darting across the ground.

"What's the problem?" the tiger asked.

"I was out playing and gathering nuts and I got lost," the chipmunk whimpered. "Now it's getting dark, and I can't find my way back to the tree where my family lives."

"I can help you find your family," the tiger said.

The tiger helped the chipmunk get home safe and sound. His family was delighted he had been rescued and reunited with them.

"You saved my life!" the chipmunk said. "Is there something I can do to help you?"

"Someday you will come across someone who needs your help. Be sure to help them just as I have helped you," the tiger said.

"That's a super idea. I will," the chipmunk said.

God wants us to help each other. If we all took the time to help one another, our world would be a happier and better place.

We are going to give each of you an index card with the Bible verse and a job written on it. The job is something you can do to help another person this week. See how many people you can help. And when they thank you, be sure and tell them to show their thanks by helping someone else.

Activity Sheets

(5-10 minutes)

See page 4 for suggestions on how to use Activity Sheets, pages 5-1 to 5-3.

"John Was Dependable"

Session 5, page 1

"Can God Depend On You?"

Session 5, page 2

"Life Is Like Hard Ball"

Session 5, page 3



Items Needed

- Copies of Activity Sheets, pages 5-1 to 5-3
- Crayons or markers
- Pencils



MAKE IT WORK FOR YOU:

No matter what your church size, you'll discover a huge variety of activities that you can easily adapt for your specific group.

Drive the lesson point home with various activities like these fun **Activity Sheets**.

You'll have immediate access to the activity sheet answers thanks to conveniently placed **Answer Keys**.

SAMPLE LEADER GUIDE LESSON


No matter what their age, no one will get left behind with three different activity pages specifically targeted to age-appropriate skills.

The first page is best for your younger students K–2 grade. Page 2 is great for grades 2–4. And Page 3 is perfectly suited for grades 4–6.

John Was Dependable

5-1

Color these pictures of John, the dependable disciple.




Young Explorer Playing on God's Team / Session 5 / Sheet 1 / Coloring Page

© Gospel Publishing House. Permission to photocopy this handbook for local church use only.

Can God Depend on You?

Instructions: Color each space with a SQUARE—red; color spaces with a CIRCLE—blue, and color spaces with a TRIANGLE—yellow. Above each square, put the letter that the red shapes make. Read the sentence. It will tell you what you must do to be dependable.



Oh boy,
oh boy!
I **LOVE** to
color!

I
don't know about
you, but when I'm
coloring *Jesus* green
and blue, I'm thinking about
the picture, and that makes
me think of the story, and
that makes me think of all
the things I've *learned*
about Jesus!



Life is Like Hard Ball

5-3

Instructions: Sometimes life throws you a hard ball. Read each cartoon and then circle the correct response to the situations given.

My dad is taking me fishing on Sunday morning. He said you can come too!



- a. Great! I'd love to go fishing!
- b. I'm sorry. I go to church on Sunday.

You're such a goody-goody now that you're a Christian. I don't want to be with you anymore!



- a. I'm not that good. Stay with me!
- b. I'm sorry; you feel that way, but I love Jesus.

I have the answers for tomorrow's test. Want to copy them?




- a. Yeah! I was worried about that test.
- b. I can't do that. It's cheating!

Here's my mom's purse. Let's get some money and go play video games!



- a. Isn't that the same as stealing?
- b. Sure. I really like video games!

If you like *Young Explorers*,
just wait 'til you see what
Radiant Life has cooked up for
your first hour Sunday School!



Radiant Life

Call 1.800.641.4310 to request
your **FREE** Primary and Middler
Preview booklets.